

365

STOREYS TOWERS



ACING LIFE

Inspired by the fluid grace of golfscape living, where nature, movement, and design exist in perfect harmony. Envisioned as more than a home, it is a lifestyle destination shaped around leisure, wellness, and connection.

3 BHK

2551 Sq. Ft. - 2996 Sq. Ft.

4 BHK

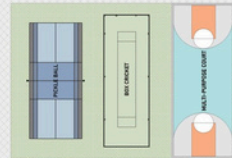
3644 SQ. FT. - 4150 SQ. FT.

GROUND FLOOR PLAN

18.00 MT. WIDE ROAD



30.00 MT. WIDE ROAD



30.00 MT. WIDE ROAD

EXISTING PLOT



34th FLOOR PLAN (Duplex Upper)

18.00 MT. WIDE ROAD

30.00 MT. WIDE ROAD

30.00 MT. WIDE ROAD



EXISTING PLOT


35th FLOOR PLAN (Penthouse Lower)

18.00 MT. WIDE ROAD

30.00 MT. WIDE ROAD

30.00 MT. WIDE ROAD

EXISTING PLOT




36th FLOOR PLAN (Penthouse Upper)

18.00 MT. WIDE ROAD

30.00 MT. WIDE ROAD

30.00 MT. WIDE ROAD



EXISTING PLOT

12.00 MT. WIDE ROAD

12.00 MT. WIDE ROAD

13.20 MT. WIDE ROAD

12.50 MT. WIDE ROAD

ENTR

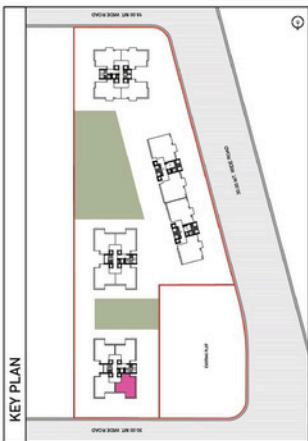
EXIT

EXIT

ENTR

EXIT

3 BHK - A UNIT PLAN



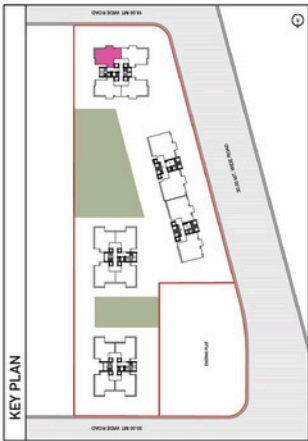
S.B.A. - 2551 SQ.FT.

3 BHK - B UNIT PLAN



S.B.A. - 2728 SQ.FT.

3 BHK - C UNIT PLAN



S.B.A. - 2996 SQ.FT.

4 BHK - A UNIT PLAN



S.B.A. - 3644 SQ.FT.

4 BHK - A1 UNIT PLAN



S.B.A. - 3644 SQ.FT.

4 BHK - B UNIT PLAN



S.B.A. - 4150 SQ.FT.

4 BHK - B1 UNIT PLAN



S.B.A. - 4150 SQ.FT.